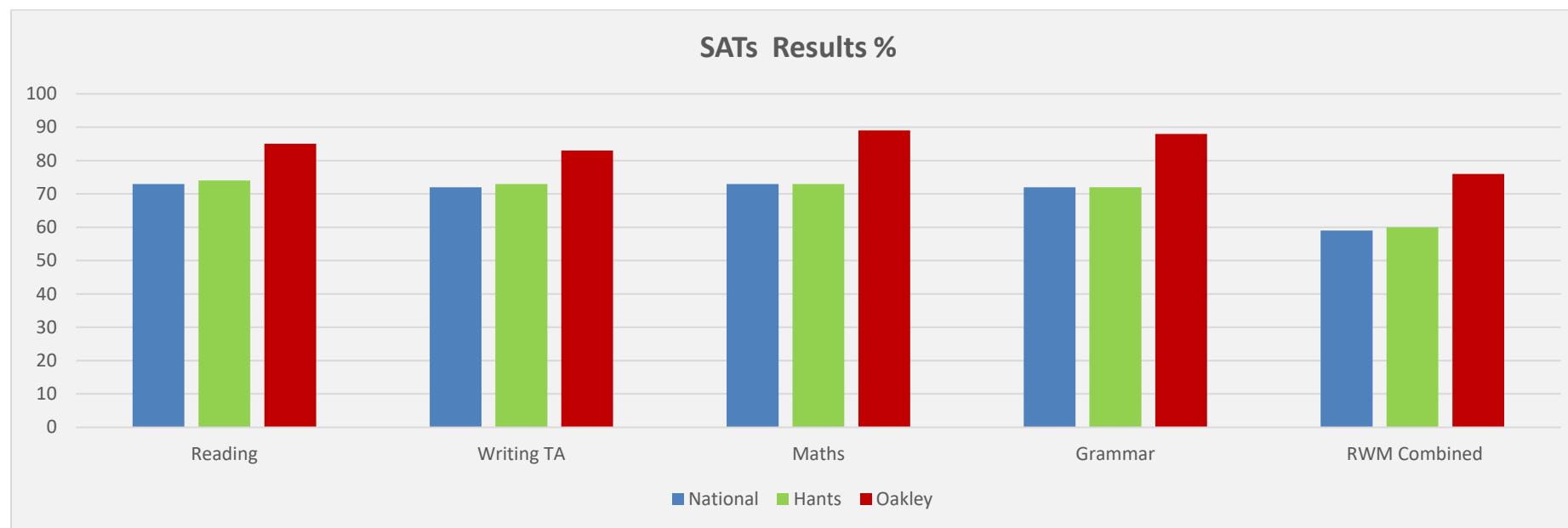


## Oakley SATs Results 2023

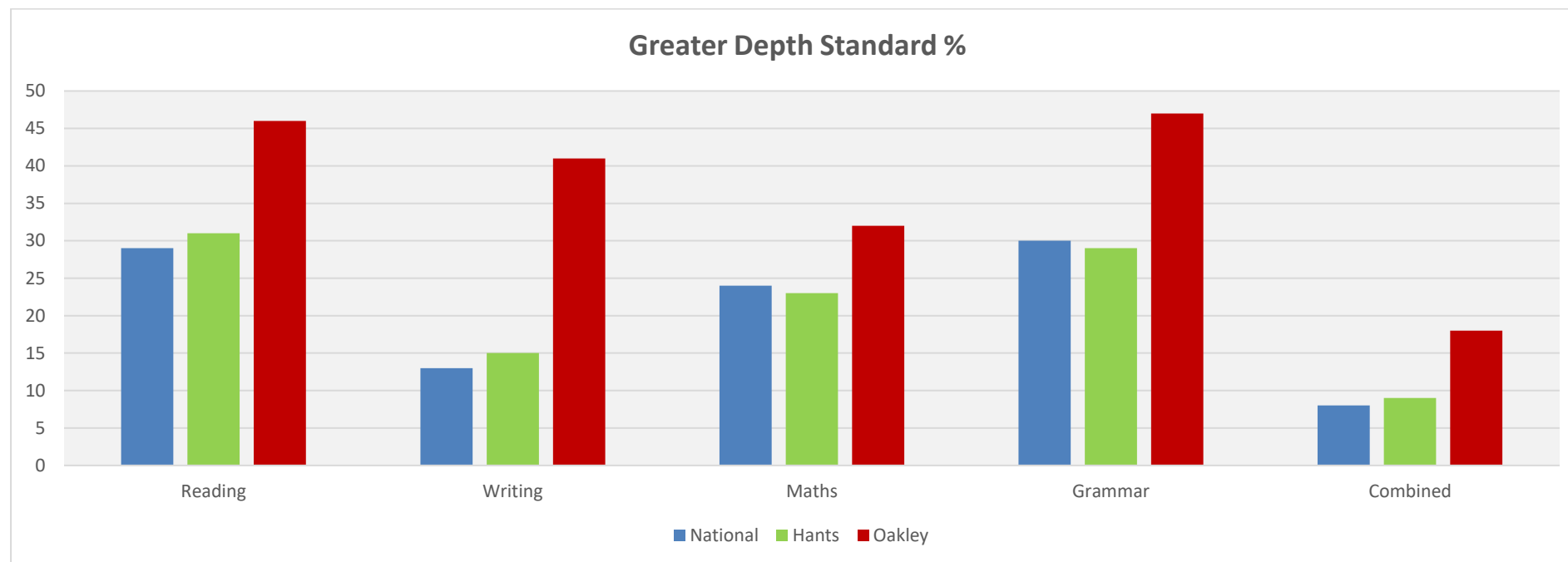
(Attainment – provisional data as of 12.7.23) % reaching required standard



	National	Hampshire	Oakley
Reading	73	74	85
Writing –Teacher Assessed	72	73	83
Maths	73	73	89
Grammar	72	72	88
R W M Combined	59	60	76

	Reading	Grammar	Maths
National Average Scaled Score	105.1	104.9	104.2
Hampshire Average Scaled Score	105.5	104.7	104.1
Oakley Average Scaled Score	108.4	108.5	106.5

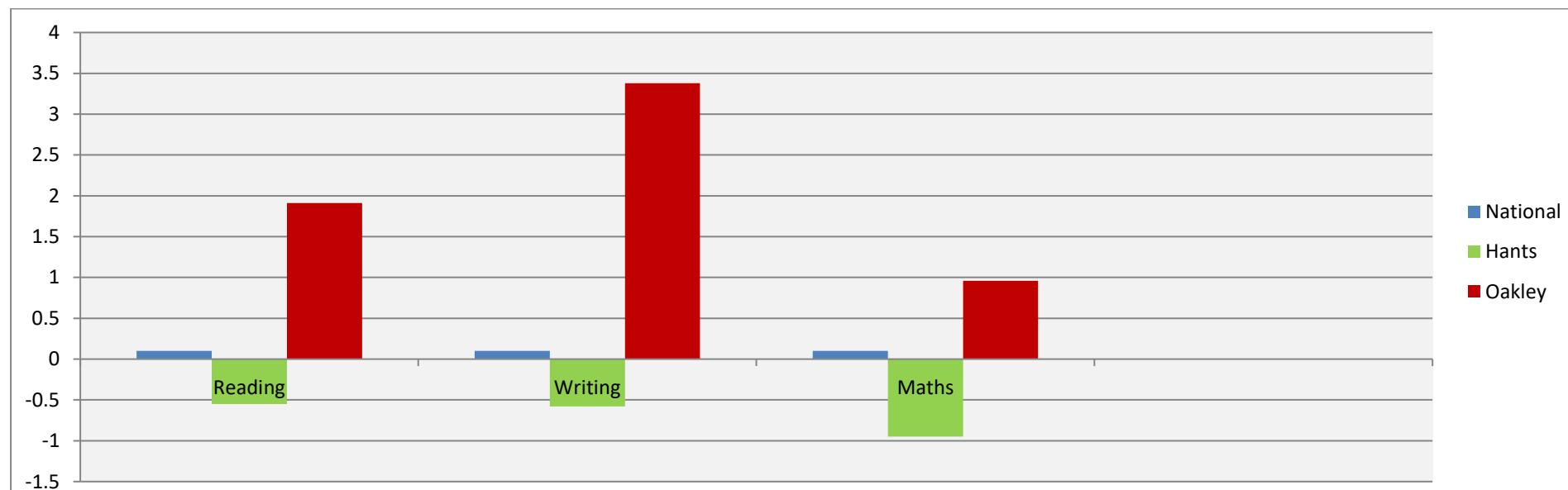
## (Attainment – provisional data) % reaching the Greater Depth Standard



	Reading	Writing	Maths	Grammar	R W M Combined
National Average Greater Depth %	28	13	24	30	8
Hampshire Average Greater Depth %	31	15	23	29	9
Oakley Average Greater Depth %	46	41	32	47	18

## Oakley SATs Results 2023

(Progress – provisional data) Calculated from relative starting points at KS1



	Reading	Writing	Maths
National Average Progress Score	0.1	0.1	0.1
Hampshire Average Progress Score	-0.55	-0.58	-0.95
Oakley Average Progress Score	1.91	3.38	0.96